

Al₂O₃/ZnO composite-based sensors for battery safety applications: An experimental and theoretical investigation

David Santos-Carballal, Oleg Lupan, Nicolae Magariu, Nicolai Ababii, Helge Krüger, Mani Teja Bodduluri, Nora H. de Leeuw, Sandra Hansen, Rainer Adelung

<https://doi.org/10.1016/j.nanoen.2023.108301>


Abstract

Lithium-ion batteries are vital in one of the key nanotechnologies required for the transition to a carbon-free society. As such, they are under constant investigation to improve their performance in terms of energy and power densities. At the same time, safety monitoring is crucial, as defects in the battery cell can lead to serious safety risks such as fires and explosions as a result of the enormous heat generated in the electrolyte, causing the release of toxic and flammable gases in the so-called thermal runaway. Therefore, early and rapid detection of the gases that form before thermal runaway is of particular interest. To this end, solid-state sensors based on new heterostructured materials have gained interest owing to their high stability and versatility when used in the harsh battery environment. In this work, heterostructures based on semiconductor oxides are employed as sensors for typical components of battery electrolytes and their decomposition products. The sensors showed a significant response to vapors produced by battery solvents or degassing products, making them perfect candidates for the development of successful new prototypes for safety monitoring. Here, we have used a simple and versatile method to fabricate the Al₂O₃/ZnO heterostructure, consisting of atomic layer deposition (ALD) and thermal annealing steps. These Al₂O₃/ZnO heterostructures have shown a response to the vapours of 1,3-dioxolane (DOL, C₃H₆O₂), 1,2-dimethoxyethane (DME, C₄H₁₀O₂), LiPF₆, ethylene carbonate (EC)



Nano Energy

Volume 109, May 2023, 108301




and dimethyl carbonate (DMC), which are typically used as components of the electrolytes in LIBs. The sensors showed a significant response to vapors produced by battery solvents or degassing products, significantly increasing the chances of developing new successful prototypes for safety monitoring. Density functional theory (DFT) calculations were employed to systematically compare the surface reactivity of the α - $\text{Al}_2\text{O}_3(0001)$ and the $\text{ZnO}10\bar{1}0$ facets, as well as the $\text{Al}_2\text{O}_3/\text{ZnO}10\bar{1}0$ interface, towards $\text{C}_3\text{H}_6\text{O}_2$, $\text{C}_4\text{H}_{10}\text{O}_2$, nitrogen dioxide (NO_2) and phosphorous pentafluoride (PF_5), in addition to H_2O to assess the impact of relative humidity on the performance of the gas detector. The scanning tunnelling microscopy (STM) images and molecular binding energies compare well with our experiments. The energies of molecular adsorption at the heterostructure suggest that humidity will not affect the detection of the volatile organic compounds. The results presented here show that the potential to detect vapors of the components used in the electrolytes of LIBs, combined with the size control provided by the synthesis method, makes these heterostructures extremely attractive in devices to monitor battery safety.

Keywords: heterojunctions, battery safety, gas sensing

References:

1. M. Armand, J.-M. Tarascon
Building better batteries
Nature, 451 (2008), pp. 652-657, [10.1038/451652a](https://doi.org/10.1038/451652a)
[View at publisher](#)
[View in Scopus](#) [Google Scholar](#)
2. Manthiram A.
An outlook on lithium ion battery technology
ACS Cent. Sci., 3 (2017), pp. 1063-1069, [10.1021/acscentsci.7b00288](https://doi.org/10.1021/acscentsci.7b00288)
[View at publisher](#)
[View in Scopus](#) [Google Scholar](#)
3. J.B. Goodenough, K.-S. Park
The Li-Ion rechargeable battery: a perspective
J. Am. Chem. Soc., 135 (2013), pp. 1167-1176, [10.1021/ja3091438](https://doi.org/10.1021/ja3091438)
[View at publisher](#)
[View in Scopus](#) [Google Scholar](#)



4. B. Sundén

Battery technologies

B. Sundén (Ed.), *Hydrogen, Batteries and Fuel Cells*, Elsevier (2019), pp. 57-79, [10.1016/B978-0-12-816950-6.00004-X](https://doi.org/10.1016/B978-0-12-816950-6.00004-X)

[View PDF](#) [View article](#) [Google Scholar](#)

5. Y. Chen, Y. Kang, Y. Zhao, L. Wang, J. Liu, Y. Li, Z. Liang, X. He, X. Li, N. Tavajohi, B. Li

A review of lithium-ion battery safety concerns: The issues, strategies, and testing standards

J. Energy Chem., 59 (2021), pp. 83-99, [10.1016/j.jechem.2020.10.017](https://doi.org/10.1016/j.jechem.2020.10.017)

[View PDF](#) [View article](#) [View in Scopus](#) [Google Scholar](#)

6. E. Blomgren

The development and future of lithium ion batteries

J. Electrochem. Soc., 164 (2017), pp. A5019-A5025, [10.1149/2.0251701jes](https://doi.org/10.1149/2.0251701jes)

[_View at publisher_](#)

This article is free to access.

[View in Scopus](#) [Google Scholar](#)

7. The journey of an electrifying (r)evolution, *Nat. Commun.* 12 (2021) 4153.

<https://doi.org/10.1038/s41467-021-24410-3>.

[Google Scholar](#)

8. Technologies of energy storage systems, in: F.-B. Wu, B. Yang, J.-L. Ye, (Eds.), *Grid-scale Energy Storage Systems and Applications*, Elsevier, 2019, pp. 17–56. <https://doi.org/10.1016/B978-0-12-815292-8.00002-2>.

[Google Scholar](#)

9. P. Kurzweil

Post-lithium-ion battery chemistries for hybrid electric vehicles and battery electric vehicles

B. Scrosati, J. Garche, W. Tillmetz (Eds.), *Advances in Battery Technologies for Electric Vehicles*, Elsevier (2015), pp. 127-172, [10.1016/B978-1-78242-377-5.00007-8](https://doi.org/10.1016/B978-1-78242-377-5.00007-8)

[View PDF](#) [View article](#) [View in Scopus](#) [Google Scholar](#)

10. H.-J. Peng, J.-Q. Huang, X.-B. Cheng, Q. Zhang

Review on high-loading and high-energy lithium-sulfur batteries

Adv. Energy Mater., 7 (2017), p. 1700260, [10.1002/aenm.201700260](https://doi.org/10.1002/aenm.201700260)

[View at publisher_](#)

[View in Scopus](#) [Google Scholar](#)

11. D.H. Doughty, E.P. Roth

A general discussion of Li ion battery safety

Electrochem. Soc. Interface, 21 (2012), pp. 37-44, [10.1149/2.F03122if](https://doi.org/10.1149/2.F03122if)

[_View at publisher_](#)

This article is free to access.

[View in Scopus](#) [Google Scholar](#)

12. Z. Wang, L. Zhu, J. Liu, J. Wang, W. Yan

Gas sensing technology for the detection and early warning of battery thermal runaway: a review

Energy Fuels, 36 (2022), pp. 6038-6057, [10.1021/acs.energyfuels.2c01121](https://doi.org/10.1021/acs.energyfuels.2c01121)

[View at publisher_](#)

[View in Scopus](#) [Google Scholar](#)

13. S. Koch, K. Birke, R. Kuhn


Fast thermal runaway detection for lithium-ion cells in large scale traction batteries

Batteries, 4 (2018), p. 16, [10.3390/batteries4020016](https://doi.org/10.3390/batteries4020016)



Nano Energy

Volume 109, May 2023, 108301



[View at publisher](#)

[View in Scopus](#) [Google Scholar](#)

14. C. Essl, L. Seifert, M. Rabe, A. Fuchs

Early detection of failing automotive batteries using gas sensors
Batteries, 7 (2021), p. 25, [10.3390/batteries7020025](#)

[View at publisher](#)

[View in Scopus](#) [Google Scholar](#)

15. . Lupan, N. Ababii, A.K. Mishra, M.T. Bodduluri, N. Magariu, A. Vahl, H. Krüger, B. Wagner, F. Faupel, R. Adelung, N.H. de Leeuw, S. Hansen
Heterostructure-based devices with enhanced humidity stability for H₂ gas sensing applications in breath tests and portable batteries

Sens. Actuators A Phys., 329 (2021), Article 112804, [10.1016/j.sna.2021.112804](#)

[View PDF](#) [View article](#) [View in Scopus](#) [Google Scholar](#)

16. O. Lupan, D. Santos-Carballal,

N. Ababii, N. Magariu, S. Hansen, A. Vahl, L. Zimoch, M. Hoppe, T. Pauporté, V. Galstyan, V. Soantea, L. Chow, F. Faupel, R. Adelung, N.H. de Leeuw, E. Comini
TiO₂/Cu₂O/CuO multi-nanolayers as sensors for H₂ and volatile organic compounds: an experimental and theoretical investigation

ACS Appl. Mater. Interfaces, 13 (2021), pp. 32363-32380, [10.1021/acsami.1c04379](#)

[View at publisher](#)

[View in Scopus](#) [Google Scholar](#)

17. O.A. Dicks, A.L. Shluger

Theoretical modeling of charge trapping in crystalline and amorphous Al₂O₃

J. Phys. Condens. Matter, 29 (2017), Article 314005, [10.1088/1361-648X/aa7767](#)

[View at publisher](#)

This article is free to access.

[View in Scopus](#) [Google Scholar](#)

18. S. Davis, G. Gutiérrez

Structural, elastic, vibrational and electronic properties of amorphous Al₂O₃ from ab initio calculations

J. Phys. Condens. Matter, 23 (2011), Article 495401, [10.1088/0953-8984/23/49/495401](#)

[View at publisher](#)

Your institution provides access to this article.

[View in Scopus](#) [Google Scholar](#)

19. R. Lizárraga, E. Holmström, S.C. Parker, C. Arrouvel

Structural characterization of amorphous alumina and its polymorphs from first-principles XPS and NMR calculations

Phys. Rev. B., 83 (2011), Article 094201, [10.1103/PhysRevB.83.094201](#)

[View at publisher](#)

[View in Scopus](#) [Google Scholar](#)

20. M. Liu, Y. Jin, C. Leygraf, J. Pan

A DFT-study of Cl ingress into α -Al₂O₃ (0001) and Al(111) and its possible influence on localized corrosion of Al

J. Electrochem. Soc., 166 (2019), pp. C3124-C3130, [10.1149/2.0161911jes](#)

[View at publisher](#)


This article is free to access.

[View in Scopus](#) [Google Scholar](#)



Nano Energy

Volume 109, May 2023, 108301



21. B. Ramogayana, D. Santos-Carballal, K.P. Maenetja, N.H. de Leeuw, P.E. Ngoepe
Density functional theory study of ethylene carbonate adsorption on the (0001) surface of aluminum oxide α -Al₂O₃

ACS Omega, 6 (2021), pp. 29577-29587, [10.1021/acsomega.1c03771](https://doi.org/10.1021/acsomega.1c03771)

[_View at publisher_](#)

This article is free to access.

22. [View in Scopus](#) [Google Scholar](#)

23. N. Sharifi, C. Falamaki, M.G. Ahangari

DFT study of Au adsorption on pure and Pt-decorated γ -alumina (110) surface

Appl. Surf. Sci., 416 (2017), pp. 390-396, [10.1016/j.apsusc.2017.04.203](https://doi.org/10.1016/j.apsusc.2017.04.203)

[View PDF](#) [View article](#) [View in Scopus](#) [Google Scholar](#)

24. P.W. Tasker

The stability of ionic crystal surfaces

J. Phys. C. Solid State Phys., 12 (1979), pp. 4977-4984, [10.1088/0022-3719/12/22/036](https://doi.org/10.1088/0022-3719/12/22/036)

[_View at publisher_](#)

Your institution provides access to this article.

[View in Scopus](#) [Google Scholar](#)

25. V. Postica, A. Vahl, D. Santos-Carballal, T. Dankwort, L. Kienle, M. Hoppe, A. Cadi-Essadek, N.H. de Leeuw, M.-I. Terasa, R. Adelung, F. Faupel, O. Lupan

Tuning ZnO sensors reactivity toward volatile organic compounds via Ag doping and nanoparticle functionalization

ACS Appl. Mater. Interfaces, 11 (2019), pp. 31452-31466, [10.1021/acsami.9b07275](https://doi.org/10.1021/acsami.9b07275)

[_View at publisher_](#)

This article is free to access.

[View in Scopus](#) [Google Scholar](#)

26. Vahl, A. O. Lupan, D. Santos-Carballal, V. Postica, S. Hansen, H. Cavers, N. Wolff, M.-I. Terasa, M. Hoppe, A. Cadi-Essadek, T. Dankwort, L. Kienle, N.H. de Leeuw, R. Adelung, F. Faupel

Surface functionalization of ZnO:Ag columnar thin films with AgAu and AgPt bimetallic alloy nanoparticles as an efficient pathway for highly sensitive gas discrimination and early hazard detection in batteries

J. Mater. Chem. A., 8 (2020), pp. 16246-16264, [10.1039/D0TA03224G](https://doi.org/10.1039/D0TA03224G)

[View at publisher](#)

[View in Scopus](#)[Google Scholar](#)

27. V. Postica, A. Vahl, J. Strobel, D. Santos-Carballal, O. Lupan, A. Cadi-Essadek, N.H. De Leeuw, F. Schütt, O. Polonskyi, T. Strunskus, M. Baum, L. Kienle, R. Adelung, F. Faupel
Tuning doping and surface functionalization of columnar oxide films for volatile organic compounds sensing: experiments and theory

J. Mater. Chem. A, 6 (2018), pp. 23669-23682, [10.1039/C8TA08985J](https://doi.org/10.1039/C8TA08985J)

[View at publisher](#)


[View in Scopus](#)[Google Scholar](#)

28. Lupan, L. Chow, S. Shishiyanu, E. Monaico, T. Shishiyanu, V. Şontea, B. Roldan Cuenya, A. Naitabdi, S. Park, A. Schulte

Nanostructured zinc oxide films synthesized by successive chemical solution deposition for gas sensor applications

Mater. Res. Bull., 44 (2009), pp. 63-69, [10.1016/j.materresbull.2008.04.006](https://doi.org/10.1016/j.materresbull.2008.04.006)

[View PDF](#)[View article](#)[View in Scopus](#)[Google Scholar](#)




29. O. Lupan, S. Shishiyanu, L. Chow, T. Shishiyanu
Nanostructured zinc oxide gas sensors by successive ionic layer adsorption and reaction method and rapid photothermal processing
Thin Solid Films, 516 (2008), pp. 3338-3345, [10.1016/j.tsf.2007.10.104](https://doi.org/10.1016/j.tsf.2007.10.104)
[View PDF](#) [View article](#) [View in Scopus](#) [Google Scholar](#)
30. G. Kresse, J. Hafner
Ab initio molecular dynamics for liquid metals
Phys. Rev. B, 47 (1993), pp. 558-561, [10.1103/PhysRevB.47.558](https://doi.org/10.1103/PhysRevB.47.558)
[View at publisher](#)
[Google Scholar](#)
31. G. Kresse, J. Hafner
Ab initio molecular-dynamics simulation of the liquid-metal–amorphous-semiconductor transition in germanium
Phys. Rev. B., 49 (1994), pp. 14251-14269, [10.1103/PhysRevB.49.14251](https://doi.org/10.1103/PhysRevB.49.14251)
[View at publisher](#)
[View in Scopus](#)[Google Scholar](#)
32. G. Kresse, J. Furthmüller
Efficient iterative schemes for ab initio total-energy calculations using a plane-wave basis set
Phys. Rev. B., 54 (1996), pp. 11169-11186, [10.1103/PhysRevB.54.11169](https://doi.org/10.1103/PhysRevB.54.11169)
[View at publisher](#)
[View in Scopus](#)[Google Scholar](#)
33. G. Kresse, J. Furthmüller
Efficiency of ab-initio total energy calculations for metals and semiconductors using a plane-wave basis set
Comput. Mater. Sci., 6 (1996), pp. 15-50, [10.1016/0927-0256\(96\)00008-0](https://doi.org/10.1016/0927-0256(96)00008-0)
[View PDF](#) [View article](#) [Google Scholar](#)
34. J.P. Perdew, K. Burke, M. Ernzerhof
Generalized gradient approximation made simple [Phys. Rev. Lett. 77, 3865 (1996)]
1396–1396 Phys. Rev. Lett., 78 (1997), [10.1103/PhysRevLett.78.1396](https://doi.org/10.1103/PhysRevLett.78.1396)
[View at publisher](#)
[Google Scholar](#)
35. J.P. Perdew, K. Burke, M. Ernzerhof
Generalized gradient approximation made simple
Phys. Rev. Lett., 77 (1996), pp. 3865-3868, [10.1103/PhysRevLett.77.3865](https://doi.org/10.1103/PhysRevLett.77.3865)
[View at publisher](#)
[Google Scholar](#)
36. S. Grimme, J. Antony, S. Ehrlich, H. Krieg
A consistent and accurate ab initio parametrization of density functional dispersion correction (DFT-D) for the 94 elements H-Pu
J. Chem. Phys., 132 (2010), Article 154104, [10.1063/1.3382344](https://doi.org/10.1063/1.3382344)
[View at publisher](#)
[View in Scopus](#)[Google Scholar](#)
37. S. Grimme, S. Ehrlich, L. Goerigk
Effect of the damping function in dispersion corrected density functional theory
J. Comput. Chem., 32 (2011), pp. 1456-1465, [10.1002/jcc.21759](https://doi.org/10.1002/jcc.21759)
[View at publisher](#)
[View in Scopus](#) [Google Scholar](#)



Nano Energy

Volume 109, May 2023, 108301



38. D. Santos-Carballal, A. Cadi-Essadek, N.H. de Leeuw
Catalytic conversion of CO and H₂ into hydrocarbons on the cobalt Co(111) surface: implications for the fischer–tropsch process

J. Phys. Chem. C., 125 (2021), pp. 11891-11903, [10.1021/acs.jpcc.1c00254](https://doi.org/10.1021/acs.jpcc.1c00254)

[View at publisher](#)

This article is free to access.

[View in Scopus](#) [Google Scholar](#)

39. Cadi-Essadek, A. A. Roldan, D. Santos-Carballal, P.E. Ngoepe, M. Claeys, N.H. de Leeuw
DFT+U study of the electronic, magnetic and mechanical properties of Co, CoO, and Co₃O₄
South Afr. J. Chem., 74 (2021), pp. 8-16, [10.17159/0379-4350/2021/v74a3](https://doi.org/10.17159/0379-4350/2021/v74a3)

[View at publisher](#)

[View in Scopus](#) [Google Scholar](#)

40. L.M. Botha, D. Santos-Carballal, U. Terranova, M.G. Quesne, M.J. Ungerer, C.G.C.E. van Sittert, N.H. de Leeuw

Mixing thermodynamics and electronic structure of the Pt_{1-x}Ni_x (0 ≤ x ≤ 1) bimetallic alloy
RSC Adv., 9 (2019), pp. 16948-16954, [10.1039/C9RA02320H](https://doi.org/10.1039/C9RA02320H)

[View at publisher](#)

[View in Scopus](#) [Google Scholar](#)

41. B. Ramogayana, D. Santos-

Carballal, P.A. Aparicio, M.G. Quesne, K.P. Maenetja, P.E. Ngoepe, N.H. de Leeuw

Ethylene carbonate adsorption on the major surfaces of lithium manganese oxide Li_{1-x}Mn₂O₄ spinel (0.000 < x < 0.375): a DFT+U–D3 study

Phys. Chem. Chem. Phys., 22 (2020), pp. 6763-6771, [10.1039/C9CP05658K](https://doi.org/10.1039/C9CP05658K)

[View at publisher](#)

[View in Scopus](#) [Google Scholar](#)

42. L. Reguera, N.L. López, J. Rodríguez-Hernández, M. González, C.E. Hernandez-Tamargo, D. Santos-Carballal, N.H. de Leeuw, E. Reguera

Synthesis, crystal structures, and properties of zeolite-like T₃(H₃O)₂M(CN)₆]·uH₂O (T = Co, Zn; M = Ru, Os)

Eur. J. Inorg. Chem., 2017 (2017), pp. 2980-2989, [10.1002/ejic.201700278](https://doi.org/10.1002/ejic.201700278)

[View at publisher](#)

[View in Scopus](#) [Google Scholar](#)

43. P.E. Blöchl

Projector augmented-wave method

Phys. Rev. B., 50 (1994), pp. 17953-17979, [10.1103/PhysRevB.50.17953](https://doi.org/10.1103/PhysRevB.50.17953)

[View at publisher](#)

[View in Scopus](#) [Google Scholar](#)

44. G. Kresse, D. Joubert

From ultrasoft pseudopotentials to the projector augmented-wave method

Phys. Rev. B., 59 (1999), pp. 1758-1775, [10.1103/PhysRevB.59.1758](https://doi.org/10.1103/PhysRevB.59.1758)

[View at publisher](#)

[View in Scopus](#) [Google Scholar](#)

45. D. Sheppard, R. Terrell, G. Henkelman

Optimization methods for finding minimum energy paths

J. Chem. Phys., 128 (2008), Article 134106, [10.1063/1.2841941](https://doi.org/10.1063/1.2841941)


[View at publisher](#)

[View in Scopus](#) [Google Scholar](#)




Nano Energy

Volume 109, May 2023, 108301



46. E. Bitzek, P. Koskinen, F. Gähler, M. Moseler, P. Gumbsch
Structural relaxation made simple
Phys. Rev. Lett., 97 (2006), Article 170201, [10.1103/PhysRevLett.97.170201](https://doi.org/10.1103/PhysRevLett.97.170201)
[View at publisher](#)
[View in Scopus](#) [Google Scholar](#)
47. S.L. Dudarev, G.A. Botton, S.Y. Savrasov, C.J. Humphreys, A.P. Sutton
Electron-energy-loss spectra and the structural stability of nickel oxide: an LSDA+*U* study
Phys. Rev. B., 57 (1998), pp. 1505-1509, [10.1103/PhysRevB.57.1505](https://doi.org/10.1103/PhysRevB.57.1505)
[View at publisher](#)
[View in Scopus](#) [Google Scholar](#)
48. V.I. Anisimov, M.A. Korotin, J. Zaanen, O.K. Andersen
Spin bags, polarons, and impurity potentials in $\text{La}_{2-x}\text{Sr}_x\text{CuO}_4$ from first principles
Phys. Rev. Lett., 68 (1992), pp. 345-348, [10.1103/PhysRevLett.68.345](https://doi.org/10.1103/PhysRevLett.68.345)
[View at publisher](#)
[View in Scopus](#) [Google Scholar](#)
49. H.J. Monkhorst, J.D. Pack
Special points for Brillouin-zone integrations
Phys. Rev. B, 13 (1976), pp. 5188-5192, [10.1103/PhysRevB.13.5188](https://doi.org/10.1103/PhysRevB.13.5188)
[View at publisher](#)
[View in Scopus](#) [Google Scholar](#)
50. O. Lupan, D. Santos-Carballal, N. Magariu, A.K. Mishra, N. Ababii, H. Krüger, N. Wolff, A. Vahl, M.T. Bodduluri, N. Kohlmann, L. Kienle, R. Adelung, N.H. de Leeuw, S. Hansen
 $\text{Al}_2\text{O}_3/\text{ZnO}$ heterostructure-based sensors for volatile organic compounds in safety applications
ACS Appl. Mater. Interfaces, 14 (2022), pp. 29331-29344, [10.1021/acsami.2c03704](https://doi.org/10.1021/acsami.2c03704)
[View at publisher](#)
[View in Scopus](#) [Google Scholar](#)
51. K.M. Ho, C.L. Fu, B.N. Harmon, W. Weber, D.R. Hamann
Vibrational frequencies and structural properties of transition metals via total-energy calculations
Phys. Rev. Lett., 49 (1982), pp. 673-676, [10.1103/PhysRevLett.49.673](https://doi.org/10.1103/PhysRevLett.49.673)
[View at publisher](#)
[View in Scopus](#) [Google Scholar](#)
52. C.L. Fu, K.M. Ho
First-principles calculation of the equilibrium ground-state properties of transition metals: applications to Nb and Mo
Phys. Rev. B., 28 (1983), pp. 5480-5486, [10.1103/PhysRevB.28.5480](https://doi.org/10.1103/PhysRevB.28.5480)
[View at publisher](#)
[View in Scopus](#) [Google Scholar](#)
53. M.S. Methfessel, M.H. Boon, F.M. Mueller
Analytic-quadratic method of calculating the density of states
J. Phys. C Solid State Phys., 16 (1983), pp. L949-L954, [10.1088/0022-3719/16/27/002](https://doi.org/10.1088/0022-3719/16/27/002)
[View at publisher](#)
Your institution provides access to this article.
[View in Scopus](#) [Google Scholar](#)
54. G. Lehmann, M. Taut
On the numerical calculation of the density of states and related properties
Phys. Status Solidi, 54 (1972), pp. 469-477, [10.1002/pssb.2220540211](https://doi.org/10.1002/pssb.2220540211)



[View at publisher](#)

[View in Scopus](#) [Google Scholar](#)

55. O. Jepson, O.K. Anderson

The electronic structure of h.c.p. Ytterbium

Solid State Commun., 9 (1971), pp. 1763-1767, [10.1016/0038-1098\(71\)90313-9](#)

[View PDF](#) [View article](#) [View in Scopus](#) [Google Scholar](#)

56. G. Gilat

Analysis of methods for calculating spectral properties in solids

J. Comput. Phys., 10 (1972), pp. 432-465, [10.1016/0021-9991\(72\)90046-0](#)

[View PDF](#) [View article](#) [View in Scopus](#) [Google Scholar](#)

57. P.E. Blöchl, O. Jepsen, O.K. Andersen

Improved tetrahedron method for Brillouin-zone integrations

Phys. Rev. B., 49 (1994), pp. 16223-16233, [10.1103/PhysRevB.49.16223](#)

[View at publisher](#)

[View in Scopus](#) [Google Scholar](#)

58. Rutkowska, I. J. Marchewka, P. Jeleń, M. Odziomek, M. Korpyś, J. Paczkowska, M. Sitarz

Chemical and structural characterization of amorphous and crystalline alumina obtained by alternative sol-gel preparation routes

Materials, 14 (2021), p. 1761, [10.3390/ma14071761](#)

[View at publisher](#)

[View in Scopus](#) [Google Scholar](#)

59. F. Decremps, J. Pellicer-Porres, A.M. Saitta, J.-C. Chervin, A. Polian

High-pressure Raman spectroscopy study of wurtzite ZnO

Phys. Rev. B., 65 (2002), Article 092101, [10.1103/PhysRevB.65.092101](#)

[View at publisher](#)

[Google Scholar](#)

60. M. Hoppe, O. Lupan, V. Postica, N. Wolff, V. Duppel, L. Kienle, I. Tiginyanu, R. Adelung
ZnAl₂O₄-functionalized zinc oxide microstructures for highly selective hydrogen gas sensing applications

Phys. Status Solidi, 215 (2018), p. 1700772, [10.1002/pssa.201700772](#)

[View at publisher](#)

[View in Scopus](#) [Google Scholar](#)

61. R.S. Zeferino, M.B. Flores, U. Pal

Photoluminescence and Raman scattering in Ag-doped ZnO nanoparticles

J. Appl. Phys., 109 (2011), Article 014308, [10.1063/1.3530631](#)

[View at publisher](#)

[Google Scholar](#)

62. R. Cuscó, E. Alarcón-Lladó, J. Ibáñez, L. Artús, J. Jiménez, B. Wang, M.J. Callahan

Temperature dependence of Raman scattering in ZnO


Phys. Rev. B, 75 (2007), Article 165202, [10.1103/PhysRevB.75.165202](#)

[View at publisher](#)

[View in Scopus](#) [Google Scholar](#)

63. V. Postica, I. Hölken, V. Schneider, V. Kaidas, O. Polonskyi, V. Cretu, I. Tiginyanu, F. Faupe, R. Adelung, O. Lupan

Multifunctional device based on ZnO:Fe nanostructured films with enhanced UV and ultra-fast ethanol vapour sensing



Mater. Sci. Semicond. Process., 49 (2016), pp. 20-33, [10.1016/j.mssp.2016.03.024](https://doi.org/10.1016/j.mssp.2016.03.024)

[View PDF](#) [View article](#) [View in Scopus](#) [Google Scholar](#)

64. P.G. Li, M. Lei, W.H. Tang

Raman and photoluminescence properties of α -Al₂O₃ microcones with hierarchical and repetitive superstructure

Mater. Lett., 64 (2010), pp. 161-163, [10.1016/j.matlet.2009.10.032](https://doi.org/10.1016/j.matlet.2009.10.032)

[View PDF](#) [View article](#) [View in Scopus](#) [Google Scholar](#)

65. D. Zappa, V. Galstyan, N. Kaur, H.M.M. Munasinghe Arachchige, O. Sisman, E. Comini
“Metal oxide -based heterostructures for gas sensors”- a review

Anal. Chim. Acta, 1039 (2018), pp. 1-23, [10.1016/j.aca.2018.09.020](https://doi.org/10.1016/j.aca.2018.09.020)

[View PDF](#) [View article](#) [View in Scopus](#) [Google Scholar](#)

66. M. Mathew, P.V. Shinde, R. Samal, C.S. Rout

A review on mechanisms and recent developments in *p-n* heterojunctions of 2D materials for gas sensing applications

J. Mater. Sci., 56 (2021), pp. 9575-9604, [10.1007/s10853-021-05884-4](https://doi.org/10.1007/s10853-021-05884-4)

[_View at publisher_](#)

Your institution provides access to this article.

[View in Scopus](#)[Google Scholar](#)

67. C. Marichy, N. Pinna

Atomic layer deposition to materials for gas sensing applications

Adv. Mater. Interfaces, 3 (2016), p. 1600335, [10.1002/admi.201600335](https://doi.org/10.1002/admi.201600335)

[_View at publisher_](#)

This article is free to access.

[View in Scopus](#)[Google Scholar](#)

68. Q. Yue, Z. Shao, S. Chang, J. Li

Adsorption of gas molecules on monolayer MoS₂ and effect of applied electric field

Nanoscale Res. Lett., 8 (2013), p. 425, [10.1186/1556-276X-8-425](https://doi.org/10.1186/1556-276X-8-425)

[_View at publisher_](#)

This article is free to access.

[Google Scholar](#)

69. J. Bai, C. Zhao, H. Gong, Q. Wang, B. Huang, G. Sun, Y. Wang, J. Zhou, E. Xie, F. Wang
Debye-length controlled gas sensing performances in NiO@ZnO *p-n* junctional core-shell nanotubes

J. Phys. D: Appl. Phys., 52 (2019), Article 285103, [10.1088/1361-6463/ab182f](https://doi.org/10.1088/1361-6463/ab182f)

[_View at publisher_](#)

Your institution provides access to this article.

[View in Scopus](#)[Google Scholar](#)

70. Rosental, A, A. Tarre, A. Gerst, J. Sundqvist, A. Hårsta, A. Aidla, J. Aarik, V. Sammelselg, T. Uustare

Gas sensing properties of epitaxial SnO₂ thin films prepared by atomic layer deposition

Sens. Actuators B Chem., 93 (2003), pp. 552-555, [10.1016/S0925-4005\(03\)00236-3](https://doi.org/10.1016/S0925-4005(03)00236-3)

[View PDF](#) [View article](#) [View in Scopus](#)[Google Scholar](#)

71. N.A. Yebo, S.P. Sree, E. Levrau, C. Detavernier, Z. Hens, J.A. Martens, R. Baets


Selective and reversible ammonia gas detection with nanoporous film functionalized silicon photonic micro-ring resonator

Opt. Express, 20 (2012), p. 11855, [10.1364/OE.20.011855](https://doi.org/10.1364/OE.20.011855)



Nano Energy

Volume 109, May 2023, 108301



[View at publisher](#)

[View in Scopus](#) [Google Scholar](#)

72. D.-H. Kim, W.-S. Kim, S. Kim, S.-H. Hong

Brookite TiO₂ thin film epitaxially grown on (110) YSZ substrate by atomic layer deposition
ACS Appl. Mater. Interfaces, 6 (2014), pp. 11817-11822, [10.1021/am501656r](#)

[View at publisher](#)

[View in Scopus](#) [Google Scholar](#)

73. Levin, D. Brandon

Metastable alumina polymorphs: crystal structures and transition sequences

J. Am. Ceram. Soc., 81 (2005), pp. 1995-2012, [10.1111/j.1151-2916.1998.tb02581.x](#)

[View at publisher](#)

[Google Scholar](#)

74. Y. Zou, S. Xi, T. Bo, X. Zhou, J. Ma, X. Yang, C. Diao, Y. Deng

Mesoporous amorphous Al₂O₃/crystalline WO₃ heterophase hybrids for electrocatalysis and gas sensing applications

J. Mater. Chem. A, 7 (2019), pp. 21874-21883, [10.1039/C9TA08633A](#)

[View at publisher](#)

[View in Scopus](#) [Google Scholar](#)

75. Y.K. Mishra, G. Modi, V. Cretu, V. Postica, O. Lupan, T. Reimer, I. Paulowicz, V. Hrkac, W. Benecke, L. Kienle, R. Adelung

Direct growth of freestanding ZnO tetrapod networks for multifunctional applications in photocatalysis, UV photodetection, and gas sensing

ACS Appl. Mater. Interfaces, 7 (2015), pp. 14303-14316, [10.1021/acsami.5b02816](#)

[View at publisher](#)

[View in Scopus](#) [Google Scholar](#)

76. D.R. Patil, L.A. Patil, D.P. Amalnerkar

Ethanol gas sensing properties of Al₂O₃-doped ZnO thick film resistors

Bull. Mater. Sci., 30 (2007), pp. 553-559, [10.1007/s12034-007-0086-6](#)

[View at publisher](#)

Your institution provides access to this article.

[View in Scopus](#) [Google Scholar](#)

77. C.H. Kwon, H.-K. Hong, D.H. Yun, K. Lee, S.-T. Kim, Y.-H. Roh, B.-H. Lee

Thick-film zinc-oxide gas sensor for the control of lean air-to-fuel ratio in domestic combustion systems

Sens. Actuators B Chem., 25 (1995), pp. 610-613, [10.1016/0925-4005\(95\)85134-8](#)

[View PDF](#) [View article](#) [View in Scopus](#) [Google Scholar](#)

78. V.V. Kondalkar, L.T. Duy, H. Seo, K. Lee

Nanohybrids of Pt-functionalized Al₂O₃/ZnO core-shell nanorods for high-performance MEMS-based acetylene gas sensor

ACS Appl. Mater. Interfaces, 11 (2019), pp. 25891-25900, [10.1021/acsami.9b06338](#)

[View at publisher](#)

[View in Scopus](#) [Google Scholar](#)

Y. Zhu, Y. Zhao, J. Ma, X. Cheng, J. Xie, P. Xu, H. Liu, H. Liu, H. Zhang, M. Wu, A.A. Elzatahry, A. Alghamdi, Y. Deng, D. Zhao


Mesoporous tungsten oxides with crystalline framework for highly sensitive and selective detection of foodborne pathogens

J. Am. Chem. Soc., 139 (2017), pp. 10365-10373, [10.1021/jacs.7b04221](#)



Nano Energy

Volume 109, May 2023, 108301



[View at publisher](#)

[View in Scopus](#) [Google Scholar](#)

79. Y. Li, W. Luo, N. Qin, J. Dong, J. Wei, W. Li, S. Feng, J. Chen, J. Xu, A.A. Elzatahry, M.H. Es-Saheb, Y. Deng, D. Zhao

Highly ordered mesoporous tungsten oxides with a large pore size and crystalline framework for H₂S sensing

Angew. Chem. Int. Ed., 53 (2014), pp. 9035-9040, [10.1002/anie.201403817](#)

[View at publisher](#)

[View in Scopus](#) [Google Scholar](#)

80. Q.-H. Xu, D.-M. Xu, M.-Y. Guan, Y. Guo, Q. Qi, G.-D. Li

ZnO/Al₂O₃/CeO₂ composite with enhanced gas sensing performance

Sens. Actuators B Chem., 177 (2013), pp. 1134-1141, [10.1016/j.snb.2012.12.029](#)

[View PDF](#) [View article](#) [View in Scopus](#) [Google Scholar](#)

81. Kocemba, M. Wrobeljedrzejewska, A. Szychowska, J. Rynkowski, M. Glowka

The properties of barium stannate and aluminum oxide-based gas sensor: the role of Al₂O₃ in this system

Sens. Actuators B Chem., 121 (2007), pp. 401-405, [10.1016/j.snb.2006.03.052](#)

[View PDF](#) [View article](#) [View in Scopus](#) [Google Scholar](#)

82. Wang, S. Jiang, H. Liu, S. Wang, Q. Pan, Y. Yin, G. Zhang

P- type gas-sensing behavior of Ga₂O₃/Al₂O₃ nanocomposite with high sensitivity to NO_x at room temperature

J. Alloy. Compd., 814 (2020), Article 152284, [10.1016/j.jallcom.2019.152284](#)

[View PDF](#) [View article](#) [View in Scopus](#) [Google Scholar](#)

83. S. Schröder, N. Ababii, O. Lupan, J. Drewes, N. Magariu, H. Krüger, T. Strunskus, R. Adelung, S. Hansen, F. Faupel

Sensing performance of CuO/Cu₂O/ZnO:Fe heterostructure coated with thermally stable ultrathin hydrophobic PV3D3 polymer layer for battery application

Mater. Today Chem., 23 (2022), Article 100642, [10.1016/j.mtchem.2021.100642](#)

[View PDF](#) [View article](#) [View in Scopus](#) [Google Scholar](#)

84. Wildenberg, Y. Fenard, M. Carbonnier, A. Kéromnès, B. Lefort, Z. Serinyel, G. Dayma, L. Le Moynes, P. Dagaut, K.A. Heufer

An experimental and kinetic modeling study on the oxidation of 1,3-dioxolane

Proc. Combust. Inst., 38 (2021), pp. 543-553, [10.1016/j.proci.2020.06.362](#)

[View PDF](#) [View article](#) [View in Scopus](#) [Google Scholar](#)

85. A.H. Cutler, M.J. Antal, M. Jones

Kinetics and mechanism of the vapor phase pyrolysis of 1,3-dioxolane in steam

J. Anal. Appl. Pyrolysis, 12 (1987), pp. 223-242, [10.1016/0165-2370\(87\)85003-9](#)

[View PDF](#) [View article](#) [View in Scopus](#) [Google Scholar](#)

86. J.-H. Lee, J.-H. Kim, S.S. Kim

CuO–TiO₂ *p–n* core–shell nanowires: sensing mechanism and *p/n* sensing-type transition

Appl. Surf. Sci., 448 (2018), pp. 489-497, [10.1016/j.apsusc.2018.04.115](#)

[View PDF](#) [View article](#) [View in Scopus](#) [Google Scholar](#)

87. Mirzaei, J.-H. Kim, H.W. Kim, S.S. Kim

How shell thickness can affect the gas sensing properties of nanostructured materials: survey of literature


Sens. Actuators B Chem., 258 (2018), pp. 270-294, [10.1016/j.snb.2017.11.066](#)

[View PDF](#) [View article](#) [View in Scopus](#) [Google Scholar](#)



Nano Energy

Volume 109, May 2023, 108301




88. J.-H. Kim, A. Katoch, S.S. Kim
Optimum shell thickness and underlying sensing mechanism in *p-n* CuO–ZnO core–shell nanowires
Sens. Actuators B Chem., 222 (2016), pp. 249–256, [10.1016/j.snb.2015.08.062](https://doi.org/10.1016/j.snb.2015.08.062)
[View PDF](#) [View article](#) [View in Scopus](#) [Google Scholar](#)
89. N. Yamazoe
New approaches for improving semiconductor gas sensors
Sens. Actuators B Chem., 5 (1991), pp. 7–19, [10.1016/0925-4005\(91\)80213-4](https://doi.org/10.1016/0925-4005(91)80213-4)
[View PDF](#) [View article](#) [View in Scopus](#) [Google Scholar](#)
90. G.W. Watson, E.T. Kelsey, N.H. de Leeuw, D.J. Harris, S.C. Parker
Atomistic simulation of dislocations, surfaces and interfaces in MgO
J. Chem. Soc. Faraday Trans., 92 (1996), pp. 433–438, [10.1039/ft9969200433](https://doi.org/10.1039/ft9969200433)
[View at publisher](#)
[View in Scopus](#) [Google Scholar](#)
91. G. Makov, M.C. Payne
Periodic boundary conditions in ab initio calculations
Phys. Rev. B, 51 (1995), pp. 4014–4022, [10.1103/PhysRevB.51.4014](https://doi.org/10.1103/PhysRevB.51.4014)
[View at publisher](#)
[View in Scopus](#) [Google Scholar](#)
92. Neugebauer, M. Scheffler
Adsorbate–substrate and adsorbate–adsorbate interactions of Na and K adlayers on Al(111)
Phys. Rev. B., 46 (1992), pp. 16067–16080, [10.1103/PhysRevB.46.16067](https://doi.org/10.1103/PhysRevB.46.16067)
[View at publisher](#)
[View in Scopus](#) [Google Scholar](#)
93. M.A. Peck, D. Santos-Carballal, N.H. de Leeuw, M. Claeys
Density functional theory study of the adsorption of oxygen and hydrogen on 3*d* transition metal surfaces with varying magnetic ordering
South Afr. J. Chem., 74 (2021), pp. 69–72, [10.17159/0379-4350/2021/v74a11](https://doi.org/10.17159/0379-4350/2021/v74a11)
[View at publisher](#)
[View in Scopus](#) [Google Scholar](#)
94. D. Santos-Carballal, A. Roldan, R. Grau-Crespo, N.H. de Leeuw, A. DFT
study of the structures, stabilities and redox behaviour of the major surfaces of magnetite Fe₃O₄
Phys. Chem. Chem. Phys., 16 (2014), pp. 21082–21097, [10.1039/c4cp00529e](https://doi.org/10.1039/c4cp00529e)
[View at publisher](#)
[View in Scopus](#) [Google Scholar](#)
95. C.E. Mitchell, D. Santos-Carballal, A.M. Beale, W. Jones, D.J. Morgan, M. Sankar, N.H. de Leeuw
The role of surface oxidation and Fe–Ni synergy in Fe–Ni–S catalysts for CO₂ hydrogenation
Faraday Discuss., 230 (2021), pp. 30–51, [10.1039/D0FD00137F](https://doi.org/10.1039/D0FD00137F)
[View at publisher](#)
[View in Scopus](#) [Google Scholar](#)
96. D. Santos-Carballal, A. Roldan, N.Y. Dzade, N.H. de Leeuw
Reactivity of CO₂ on the surfaces of magnetite (Fe₃O₄), greigite (Fe₃S₄) and mackinawite (FeS)
Philos. Trans. R. Soc. A Math. Phys. Eng. Sci., 376 (2018), p. 20170065, [10.1098/rsta.2017.0065](https://doi.org/10.1098/rsta.2017.0065)
[View at publisher](#)
[View in Scopus](#) [Google Scholar](#)



Nano Energy

Volume 109, May 2023, 108301




97. A.E. Shields, D. Santos-Carballal, N.H. de Leeuw
A density functional theory study of uranium-doped thoria and uranium adatoms on the major surfaces of thorium dioxide
J. Nucl. Mater., 473 (2016), pp. 99-111, [10.1016/j.jnucmat.2016.02.009](https://doi.org/10.1016/j.jnucmat.2016.02.009)
[View PDF](#) [View article](#) [View in Scopus](#) [Google Scholar](#)
98. M.U. Ungerer, D. Santos-Carballal, C.G. van Sittert, N.H. de Leeuw
Competitive adsorption of H₂O and SO₂ on catalytic platinum surfaces: a density functional theory study
South Afr. J. Chem., 74 (2021), pp. 57-68, [10.17159/0379-4350/2021/v74a10](https://doi.org/10.17159/0379-4350/2021/v74a10)
[View at publisher](#)
[View in Scopus](#) [Google Scholar](#)
99. G. Henkelman, A. Arnaldsson, H. Jónsson
A fast and robust algorithm for Bader decomposition of charge density
Comput. Mater. Sci., 36 (2006), pp. 354-360, [10.1016/j.commatsci.2005.04.010](https://doi.org/10.1016/j.commatsci.2005.04.010)
[View PDF](#) [View article](#) [View in Scopus](#) [Google Scholar](#)
100. E. Sanville, S.D. Kenny, R. Smith, G. Henkelman
Improved grid-based algorithm for Bader charge allocation
J. Comput. Chem., 28 (2007), pp. 899-908, [10.1002/jcc.20575](https://doi.org/10.1002/jcc.20575)
[View at publisher](#)
[View in Scopus](#) [Google Scholar](#)
101. W. Tang, E. Sanville, G. Henkelman
A grid-based Bader analysis algorithm without lattice bias
J. Phys. Condens. Matter, 21 (2009), Article 084204, [10.1088/0953-8984/21/8/084204](https://doi.org/10.1088/0953-8984/21/8/084204)
[View at publisher](#)
Your institution provides access to this article.
[View in Scopus](#) [Google Scholar](#)
102. J. Tersoff, D.R. Hamann
Theory of the scanning tunneling microscope
Phys. Rev. B., 31 (1985), pp. 805-813, [10.1103/PhysRevB.31.805](https://doi.org/10.1103/PhysRevB.31.805)
[View at publisher](#)
[View in Scopus](#) [Google Scholar](#)
103. D.E.P. Vanpoucke, G. Brocks
Formation of Pt-induced Ge atomic nanowires on Pt/Ge(001): a density functional theory study
Phys. Rev. B., 77 (2008), Article 241308, [10.1103/PhysRevB.77.241308](https://doi.org/10.1103/PhysRevB.77.241308)
[View at publisher](#)
[View in Scopus](#) [Google Scholar](#)
104. M.J. Ungerer, D. Santos-Carballal, A. Cadi-Essadek, C.G.C.E. van Sittert, N.H. de Leeuw
Interaction of H₂O with the platinum Pt (001), (011), and (111) surfaces: a density functional theory study with long-range dispersion corrections
J. Phys. Chem. C., 123 (2019), pp. 27465-27476, [10.1021/acs.jpcc.9b06136](https://doi.org/10.1021/acs.jpcc.9b06136)
[View at publisher](#)
This article is free to access.
[View in Scopus](#) [Google Scholar](#)
105. X. Wang, D. Santos-Carballal, N.H. de Leeuw
Density functional theory study of monoclinic FeNbO₄: bulk properties and water dissociation at the (010), (011), (110), and (111) surfaces
J. Phys. Chem. C., 125 (2021), pp. 27566-27577, [10.1021/acs.jpcc.1c05452](https://doi.org/10.1021/acs.jpcc.1c05452)



Nano Energy

Volume 109, May 2023, 108301



[View at publisher](#)

[View in Scopus](#) [Google Scholar](#)

106.T. Jaumann, J. Balach, M. Klose, S. Oswald, J. Eckert, L. Giebeler
Role of 1,3-dioxolane and LiNO_3 addition on the long term stability of nanostructured
silicon/carbon anodes for rechargeable lithium batteries

J. Electrochem. Soc., 163 (2016), pp. A557-A564, [10.1149/2.1011603jes](#)

[View at publisher](#)

This article is free to access.

[View in Scopus](#) [Google Scholar](#)

107.J.S. Edge, S. O’Kane, R. Prosser, N.D. Kirkaldy, A.N. Patel, A. Hales, A. Ghosh, W. Ai, J.
Chen, J. Yang, S. Li, M.-C. Pang, L. Bravo
Diaz, A. Tomaszewska, M.W. Marzook, K.N. Radhakrishnan, H. Wang, Y. Patel, B. Wu, G.J. Offer
Lithium ion battery degradation: what you need to know

Phys. Chem. Chem. Phys., 23 (2021), pp. 8200-8221, [10.1039/D1CP00359C](#)

[View at publisher](#)

[View in Scopus](#) [Google Scholar](#)

108.Z. Lu, L. Yang, Y. Guo

Thermal behavior and decomposition kinetics of six electrolyte salts by thermal analysis

J. Power Sources, 156 (2006), pp. 555-559, [10.1016/j.jpowsour.2005.05.085](#)

[View PDF](#) [View article](#) [View in Scopus](#) [Google Scholar](#)

109.B. Ravdel, K. Abraham, R. Gitzendanner, J. DiCarlo, B. Lucht, C. Campion
Thermal stability of lithium-ion battery electrolytes

J. Power Sources, 119–121 (2003), pp. 805-810, [10.1016/S0378-7753\(03\)00257-X](#)

[View PDF](#) [View article](#) [Google Scholar](#)

110.C. Lupan, A.K. Mishra, N. Wolff, J. Drewes, H. Krüger, A. Vahl, O. Lupan, T. Pauporté, B.
Viana, L. Kienle, R. Adelung, N.H. de Leeuw, S. Hansen

ACS Appl. Mater. Interfaces, 14 (2022), pp. 41196-41207, [10.1021/acsami.2c10975](#)

[View at publisher](#)

This article is free to access.

[View in Scopus](#) [Google Scholar](#)